

# GRP CHIMNEYS

**High Quality**

**Lightweight**

**Cost Saving**

**Quick & Easy to Install**

**Colour Matched to your  
Brick, Stone or Render**

**Range of Sizes & Textures**

**Flue Fitting Available**

**Pre-Leading Available**

**Fully Certified**



**BUILD**  
**LITE**



**Telephone**  
01709 242210



**Web**  
[www.build-liteuk.co.uk](http://www.build-liteuk.co.uk)



**E-mail**  
[sales@build-liteuk.co.uk](mailto:sales@build-liteuk.co.uk)

# LITE-STACK RANGE

Our standard range of GRP Chimneys

1



2



3



4



**KENT**

**STAFFORDSHIRE**

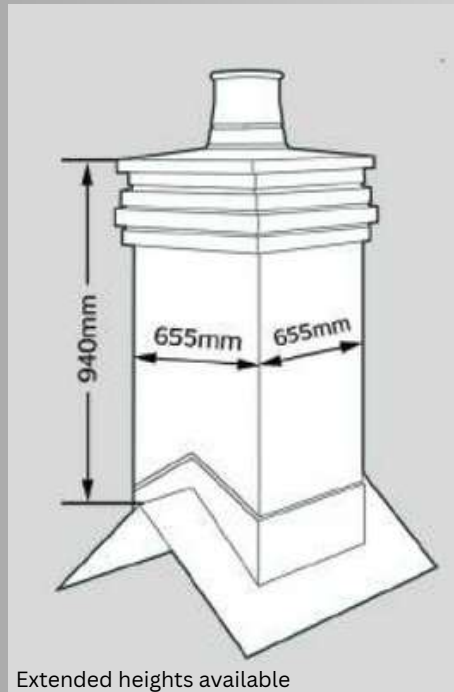
**NORFOLK**

**WARWICK**



# KENT

## Dimensions:



## Available Finishes:

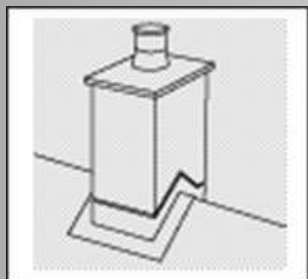


**Recon Stone   Smooth Render   Rough Render**

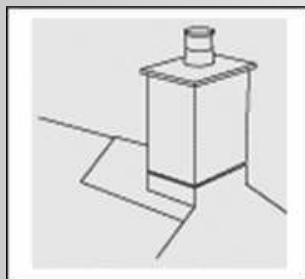
## Description:

The Kent is a single pot chimney with a stone capping (brick plinth capping available) and three band corbelling. A flexible design that suits many contemporary housing designs.

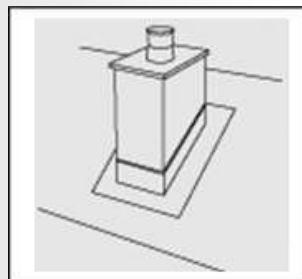
## Available for roof positions:




**Mid-Ridge**



**End-Ridge**



**Mono Pitch**

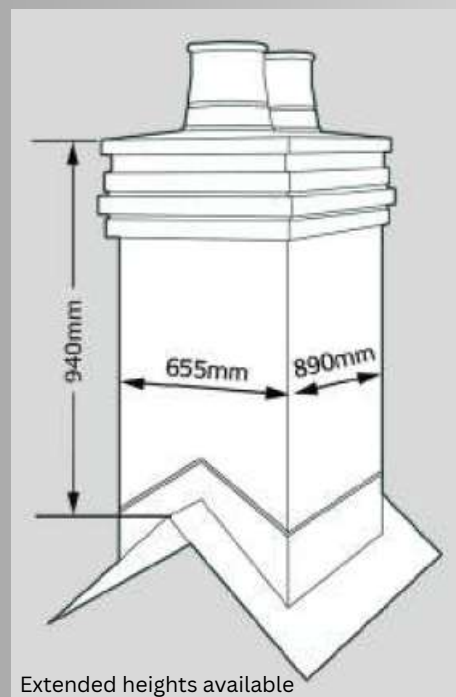


**Brickwork Finish**

**LITE-STACK RANGE**

# STAFFORDSHIRE

## Dimensions:



## Available Finishes:



**Recon Stone**

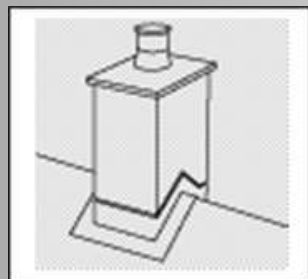


**Rough Render**

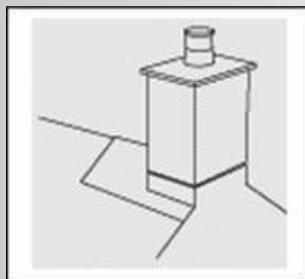
## Description:

A twin pot chimney with a stone capping (brick plinth capping available) and three band corbelling. Chimney orientation can be changed so both pots are visible from either the front or side.

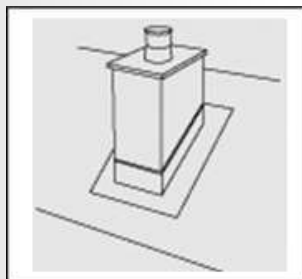
## Available for roof positions:



**Mid-Ridge**



**End-Ridge**



**Mono Pitch**

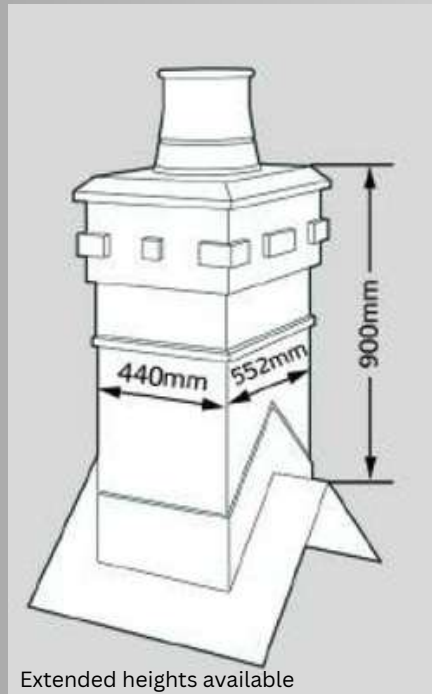


**Brickwork Finish**

**LITE-STACK RANGE**

# NORFOLK

## Dimensions:



## Available Finishes:

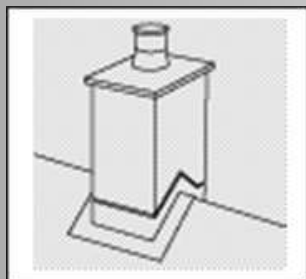


### Brickwork Only

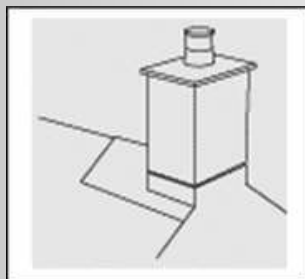
#### Description:

This single pot chimney incorporates many traditional building features, including a collar of corbelled bricks above a banding. Available with a brick plinth or stone capping.

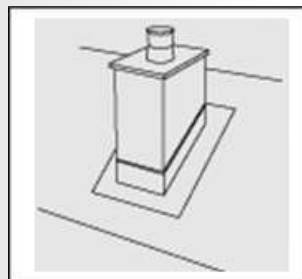
## Available for roof positions:



Mid-Ridge



End-Ridge



Mono Pitch



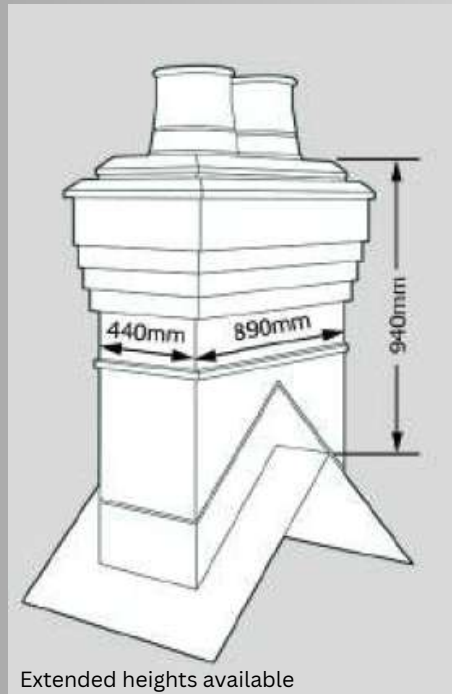
Brickwork Finish

**LITE-STACK RANGE**



# WARWICK

## Dimensions:



## Available Finishes:

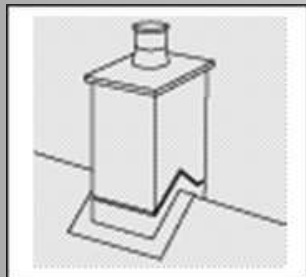


### Brickwork Only

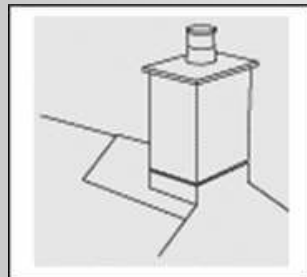
#### Description:

The Warwick is a twin pot chimney with emphasised features, such as the stepped corbelling, banding and and two course brick plinth capping (stone capping available).

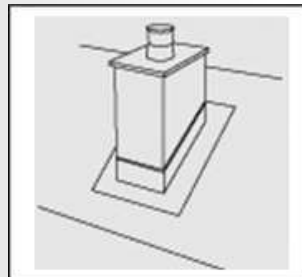
## Available for roof positions:



Mid-Ridge



End-Ridge



Mono Pitch



Brickwork Finish

**LITE-STACK RANGE**

# COMPACT RANGE

Our cost saving range of GRP chimneys



**KENLEY**

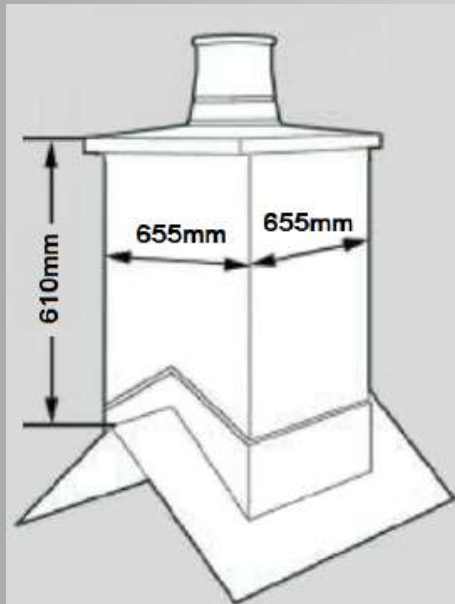


**SHALFORD**



**NAPLEY**

## Dimensions:



## Available Finishes:

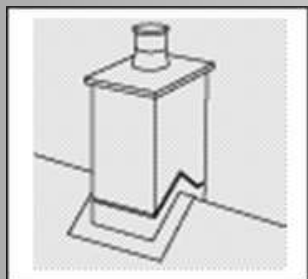


**Recon Stone    Smooth Render    Rough Render**

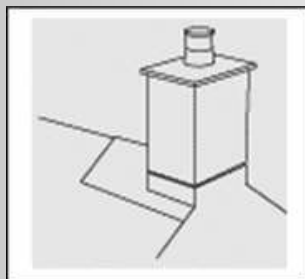
## Description:

The Kenley is compact and simplified version of our Kent Lite-Stack chimney. A single pot chimney with a stone capping as standard. Ideal for housing developers seeking a cost effective chimney solution.

## Available for roof positions:



**Mid-Ridge**



**End-Ridge**



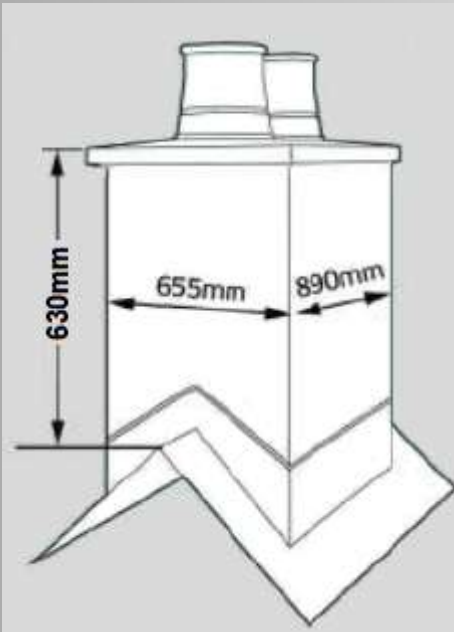
**Brickwork Finish**

**COMPACT RANGE**



# SHALFORD

## Dimensions:



## Available Finishes:



**Recon Stone**

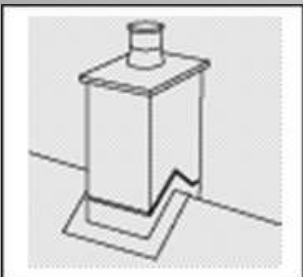


**Rough Render**

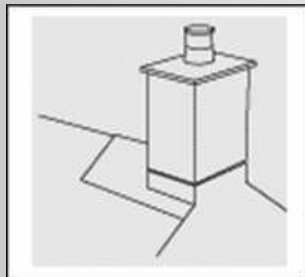
## Description:

The Shalford is a compact & simplified version of our Staffordshire Lite-Stack chimney. A twin pot chimney with a stone capping as standard. Chimney orientation can be changed so both pots are visible from either the front or side.

## Available for roof positions:



**Mid-Ridge**



**End-Ridge**

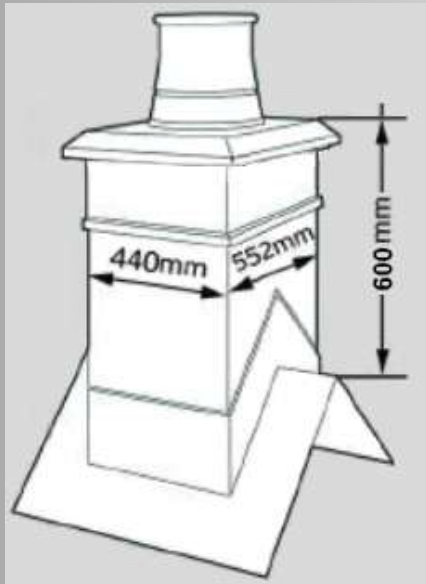


**Brickwork Finish**

**COMPACT RANGE**

# NAPLEY

## Dimensions:



## Available Finishes:

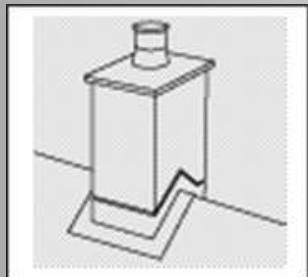


### Brickwork Only

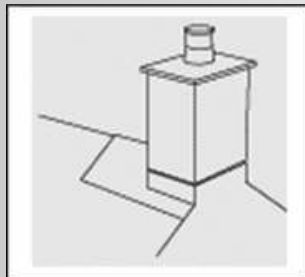
#### Description:

The Napley is a compact and simplified version of our Norfolk Lite-Stack chimney. A single pot chimney with feature band and stone capping as standard.

## Available for roof positions:



Mid-Ridge



End-Ridge



Brickwork Finish

**COMPACT RANGE**

# INFORMATION

## **Colour Matching:**

All our GRP chimneys are colour matched to your brickwork, stone or render.

A sample panel is sent for approval prior to manufacture.

## **Extended Height & Bespoke Chimneys:**

Upon request, our Lite-Stack range of chimneys can be extended in height.

We can also offer bespoke chimneys made to your requirements.

## **Flue Installation:**

Upon request, our GRP Chimneys can be made functional, to work with gas or multi-fuel burning stoves. Free issue flue sections supplied by customer are fitted during manufacture, ready to be connected to your system.

## **Lead Flashing:**

Upon request, all our GRP Chimneys can be supplied with factory fitted lead flashing.

## **Chimney Specification:**

Specification forms for our chimneys can be downloaded from:

[www.build-liteuk.co.uk/grp-products/lite-stack-grp-chimneys/](http://www.build-liteuk.co.uk/grp-products/lite-stack-grp-chimneys/)

## **Fitting Instructions:**

Fitting instructions for our chimneys can be downloaded from:

[www.build-liteuk.co.uk/grp-products/lite-stack-grp-chimneys/](http://www.build-liteuk.co.uk/grp-products/lite-stack-grp-chimneys/)

## **Certification:**

All our GRP Chimneys are CGFMA Certified.



**BUILD**  
L I T E



**Telephone**  
01709 242210



**Web**  
[www.build-liteuk.co.uk](http://www.build-liteuk.co.uk)



**E-mail**  
[sales@build-liteuk.co.uk](mailto:sales@build-liteuk.co.uk)

